

Know your options

PETITIONS IN CANADA

Paper vs Online



Paper Petitions

1



Consult guide and create petition for circulation.

2



Collect signatures from at least 25 Canadian citizens or residents of Canada.

3



Send to a member of Parliament.



Paper Petitions

4



Certification by the clerk of petitions.

5



Presentation to the House of Commons.

6



Tabling of a government response.



Online Petitions

1



Create a petitioner's account.

2



Write and submit a draft.

3



Support of five Canadian citizens or residents of Canada.

4



Authorization by a member of Parliament.




Online Petitions

5



Preliminary review by the clerk of petitions.

6



Open for signature on the website for **30, 60, 90 or 120 days**.

7



Certification by the clerk of petitions if there are at least **500 signatures**.

8




Presentation to the House of Commons.

9



Tabling of a government response.





each

Signature

Which petition should you use?


Paper Petition

- Ideal for in-person support
- Useful at events or door-to-door
- Requires original signatures

Online Petition

- Best for reaching people quickly
- Easy to share and sign
- Great for broader, national support





each
Signature

BOTH ARE OFFICIAL WAYS TO RAISE YOUR VOICE IN PARLIAMENT

Choose what works best *for you!*